



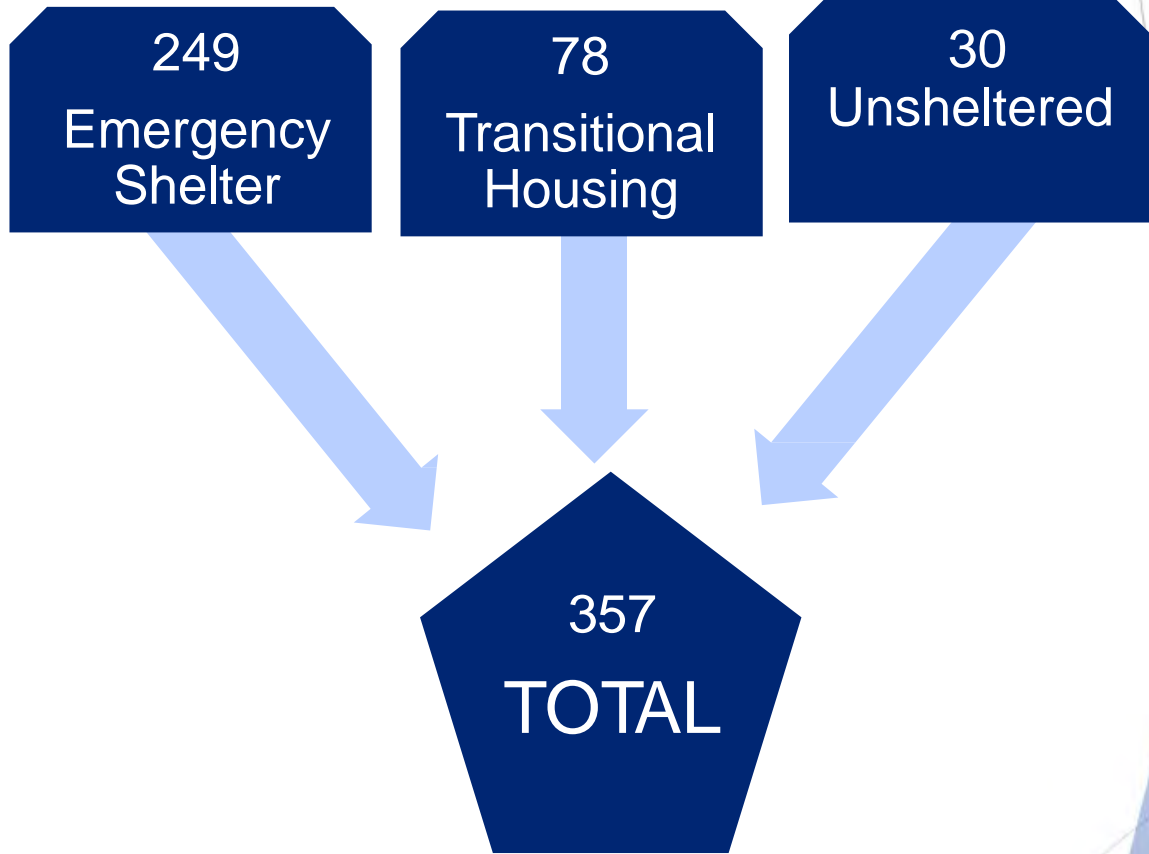
Oakland County State of Homelessness

5/1/2024

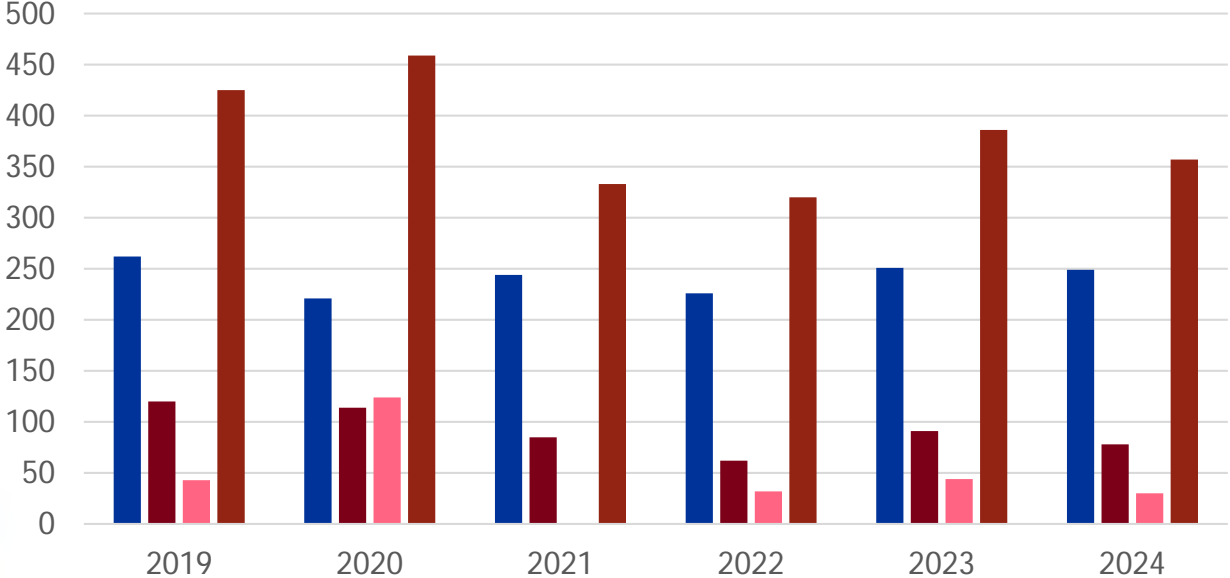




Point in Time (PIT) Count JANUARY 31, 2024 update



PIT 2019-2024



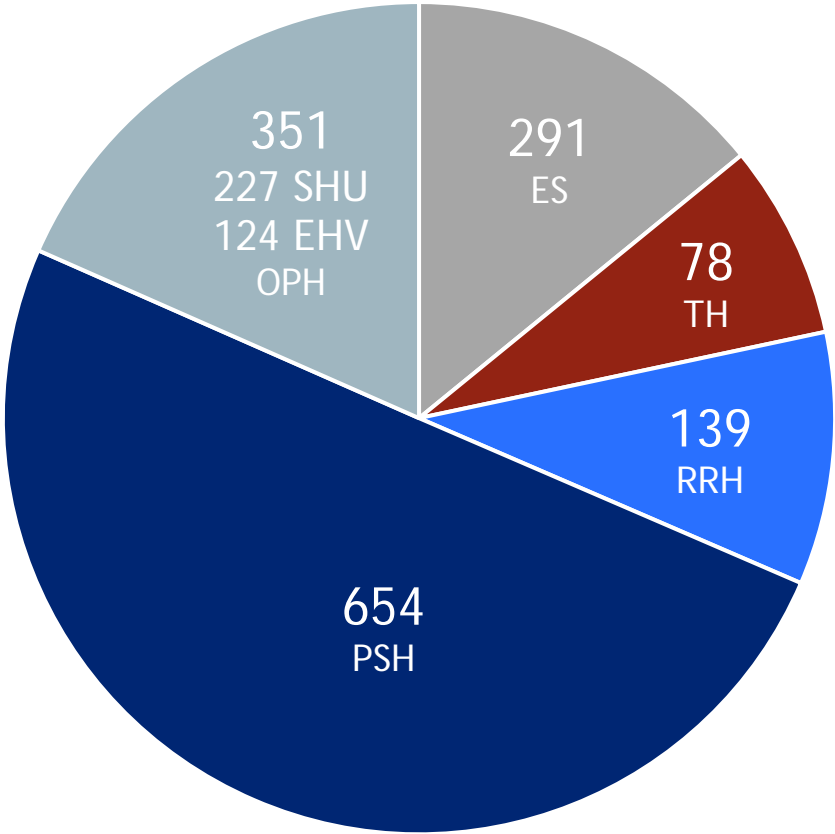
■ Sheltered-ES
 ■ Sheltered-TH
 ■ Unsheltered
 ■ Total

PIT SUMMARY	2019	2020	2021	2022	2023	2024
Sheltered-ES	262	221	246	226	251	249
Sheltered-TH	120	114	87	62	91	78
Unsheltered	43	124	0	32	44	30
Total	425	459	333	320	386	357





Housing Inventory Chart (HIC) 2024



■ ES TOTAL 291 ■ TH TOTAL 78 ■ RRH TOTAL 139 ■ PSH TOTAL 654 ■ OPH TOTAL 351

Persons Experiencing Homelessness Oakland County 2023

1175
TOTAL PERSONS

860 Households



Adult Only
82%

Adult/Child
13%

Child Only
6%

**Persons Experiencing Homelessness
Oakland County
2023
Race & Ethnicity**

Race	Count	Percentage
American Indian, Alaska Native, or Indigenous	7	0.60%
Asian or Asian American	12	1.02%
Black, African American, or African	695	59.15%
Native Hawaiian or Pacific Islander	1	0.09%
White	353	30.04%
Hispanic/Latina/e/o	4	0.34%
Middle Eastern or North African	1	0.09%
Multi-racial	95	8.09%
Don't know	0	0.00%
Prefers not to answer	0	0.00%
Data not collected	0	0.00%

**Persons Experiencing Homelessness
Oakland County
2023
Gender**

Gender	Count	Percentage
Woman (Girl, if child)	562	47.83%
Man (Boy, if child)	599	50.98%
Culturally Specific Identity (e.g., Two-Spirit)	0	0.00%
Non-Binary	4	0.34%
Transgender	9	0.77%
Questioning	1	0.09%
Different Identity	0	0.00%
Unknown Gender	0	0.00%

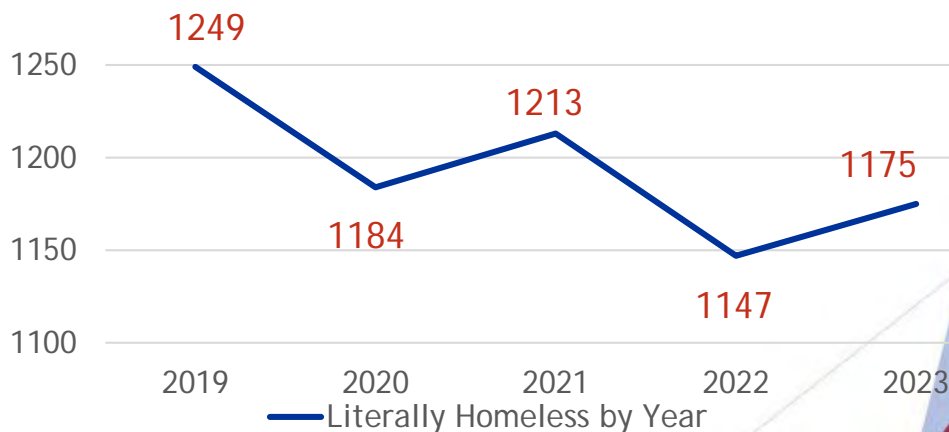
Literally Homeless



2023- 1175 Literally Homeless Persons

- At least 1 disability reported: 31%
- Average age: 43
- Children (under 18): 30%
- Top prior living situation: Place not meant for Habitation=43% & Emergency Shelter=13%
- First time homeless: 39%
- More than 12 months homeless: 24%

Literally Homeless Persons in OC by Year



2023 – 1175 Literally Homeless Persons

- At least 1 disability reported: 31%*
- Average age: 43
- Children (under 18): 30%
- Top prior living situation: Place not meant for Habitation=43% & Emergency Shelter=13%
- First time homeless: 39%
- More than 12 months homeless: 24%

2022 – 1132 Literally Homeless Persons

- At least 1 disability reported: 35%*
- Average age : 43
- Children (under 18): 32%
- Top prior living situation: Place not meant for habitation=38% & Emergency shelter=15%
- First time homeless: 40%
- More than 12 months homeless: 25%

Literally
Homeless

Veterans



Veteran BNL Current

47 active as of 4/5/2024

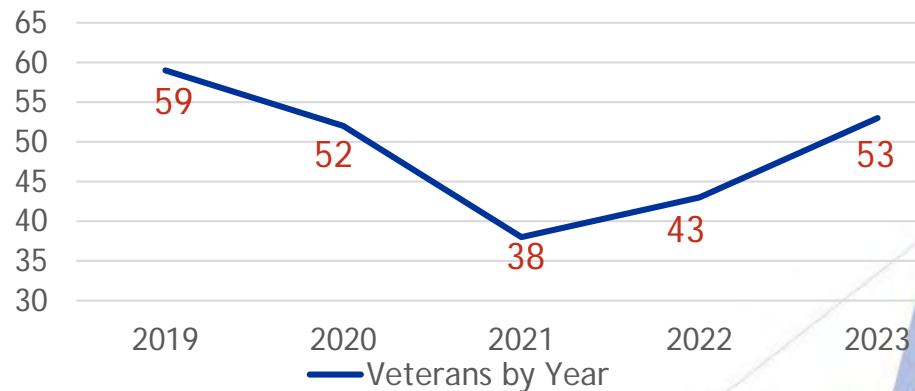
From 1/1/2024-4/5/2024

- Referrals: 29
- Housed: 11
- Deactivated: 9

2023- 53 Homeless Veterans

- At least 1 disability reported: 43%*
- Average age: 50
- Adult Only HH's: 92%
- Adult Child HH's: 8%
- Male: 79%, Female: 19%, Other: 2%
- Top prior living situations: Place not meant for habitation=32% & Staying with friends=15%
- First time homeless: 62%
- More than 12 months homeless: 25%

Total Veterans in OC by Year



2023 – 53 Homeless Veterans

- At least 1 disability reported: 43%*
- Average age: 50
- Adult Only HH's: 92%
- Adult Child HH's: 8%
- Male: 79%, Female: 19%, Other: 2%
- Top prior living situations: Place not meant for habitation=32% & Staying with friends=15%
- First time homeless: 62%
- More than 12 months homeless: 25%

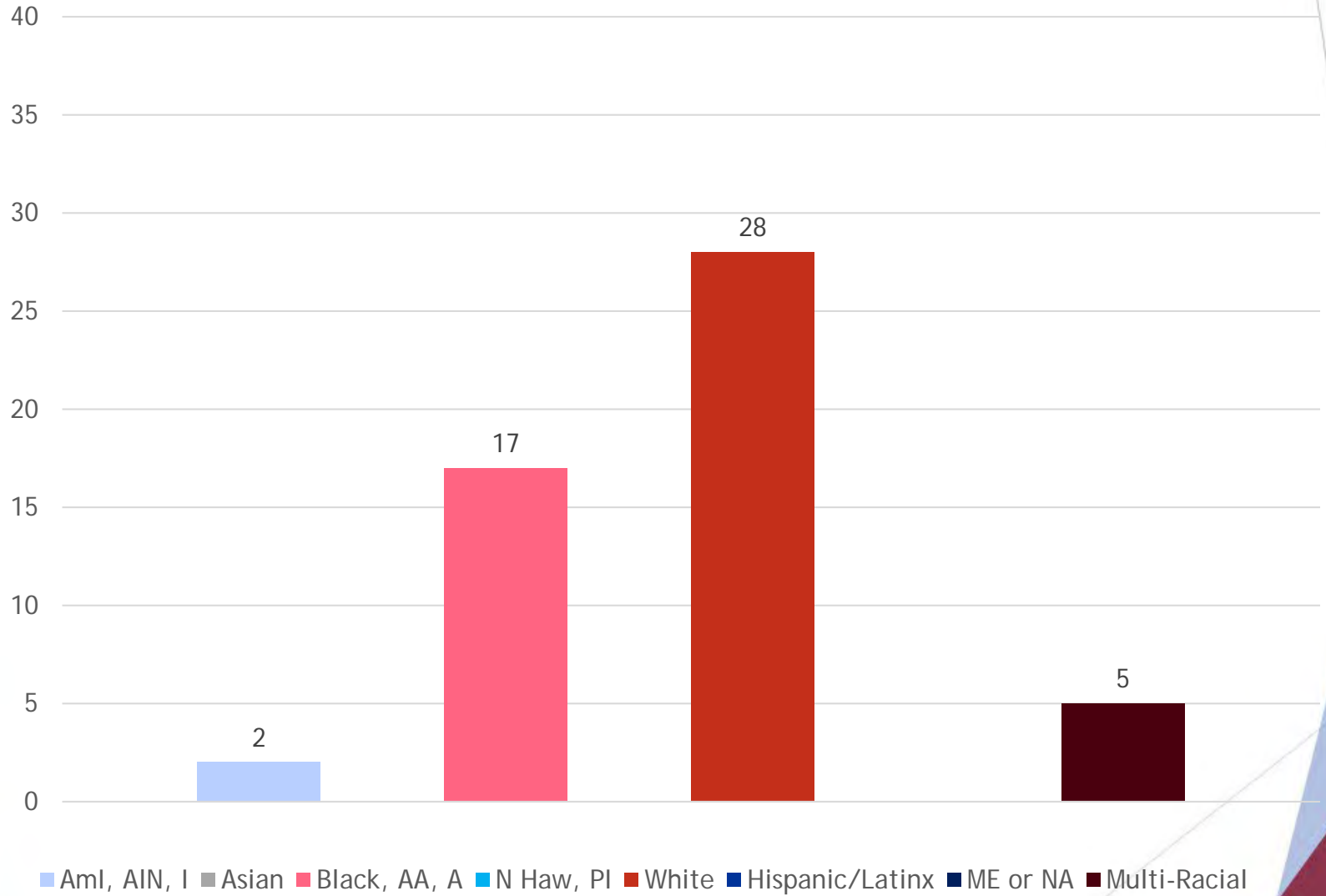
2022 – 43 Homeless Veterans

- At least 1 disability reported: 46%*
- Average age: 46
- Adult Only HH's: 84%
- Adult Child HH's: 16%
- Male: 81%, Female: 16%, Other: 2%
- Top prior living situations: Place not meant for habitation=31% & Psychiatric or Other Psychiatric Facility=16%
- First time homeless: 48%
- More than 12 months homeless: 24%

Veterans



Veterans by Race & Ethnicity 2023



Chronically Homeless



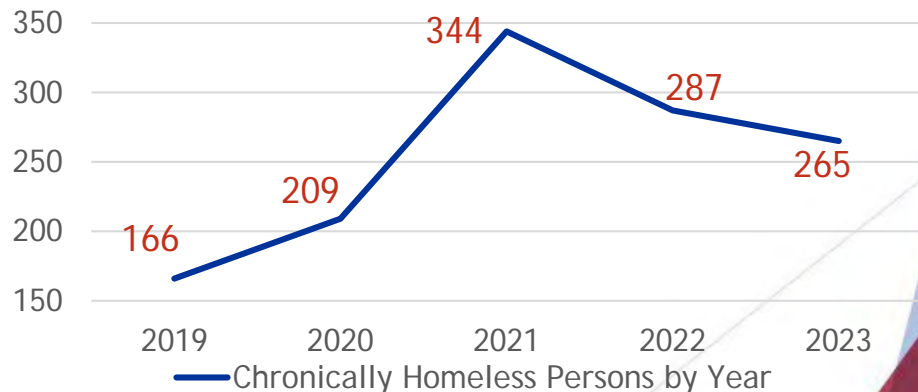
“I wish I had taken that job at McDonald’s.”



2023- 265 Chronically Homeless Persons

- At least 1 disability reported: 55%*
- Average age: 44
- Adult Only HH's: 92%
- Adult Child HH's: 7%
- Child Only HH's: 1%
- Male: 59%, Female: 40%, Transgender: 0.75%, Questioning: 0.38%
- Top prior living situations: Place not meant for habitation=57% Emergency Shelter=12%
- First time homeless: 27%, Four or more times homeless=49%
- More than 12 months homeless: 67%

Chronically Homeless Persons in OC by Year



2023- 265 Chronically Homeless Persons

- At least 1 disability reported: 55%*
- Average age: 44
- Adult Only HH's: 92%
- Adult Child HH's: 7%
- Child Only HH's: 1%
- Male: 59%, Female: 40%, Transgender: 0.75%, Questioning: 0.38%
- Top prior living situations: Place not meant for habitation=57%
Emergency Shelter=12%
- First time homeless: 27%, Four or more times homeless=49%
- More than 12 months homeless: 67%

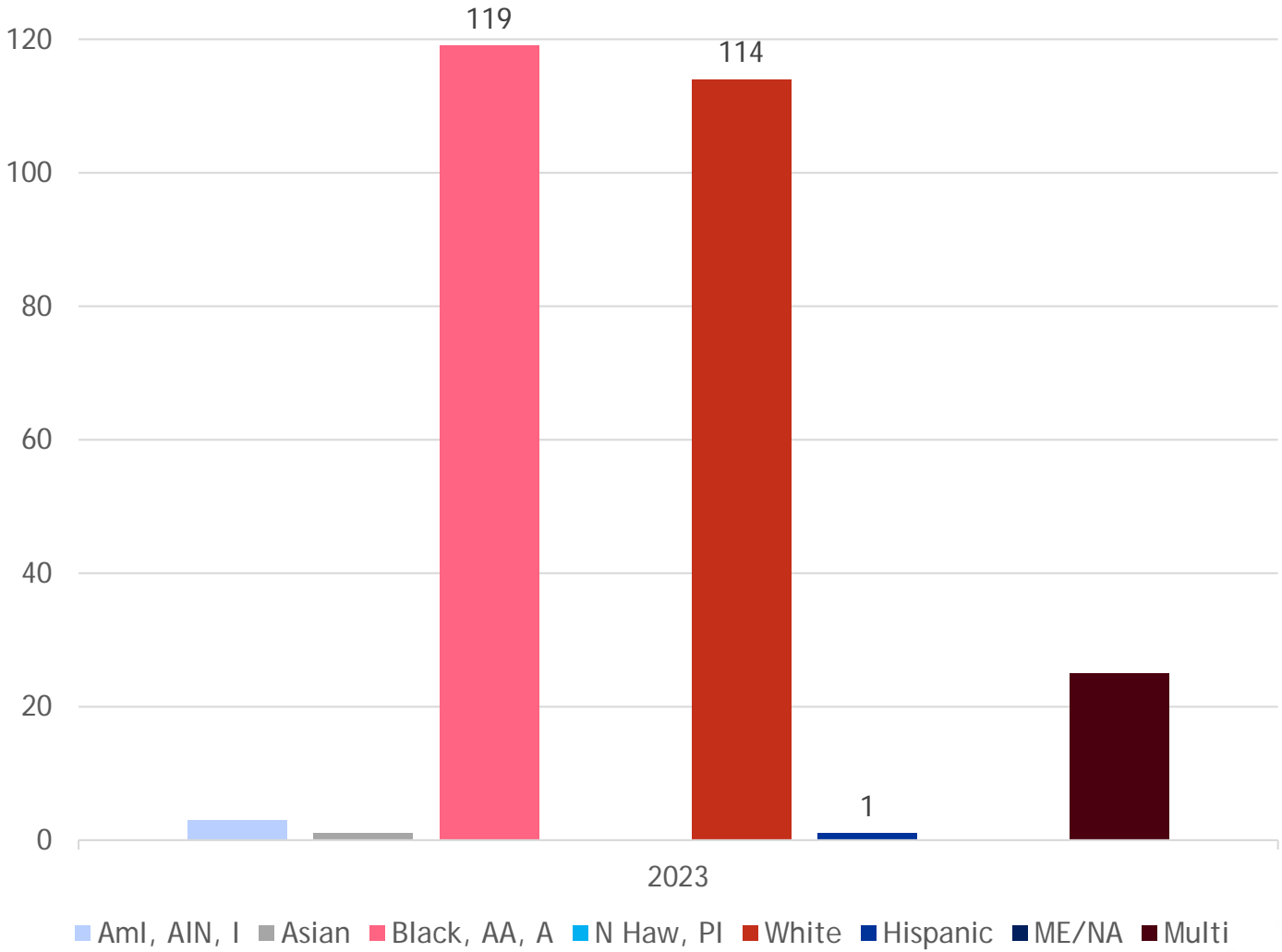
Chronically Homeless

2022 – 287 Chronically Homeless Persons

- At least 1 disability reported: 50%*
- Average age: 45
- Adult Only HH's: 92%
- Adult Child HH's: 7%
- Child Only HH's: 1%
- Male: 61%, Female: 38%, No single gender: 1%
- Top prior living situations: Place not meant for habitation=54%
Emergency Shelter=12%
- First time homeless: 31%, Four or more times homeless=44%
- More than 12 months homeless: 67%



Chronically Homeless Persons by Race & Ethnicity 2023



Seniors



"I would go and stay in a park all day long and then sit in front of a McDonald's. For a first-timer, for an elderly person, you know, it's very difficult to be in a shelter."

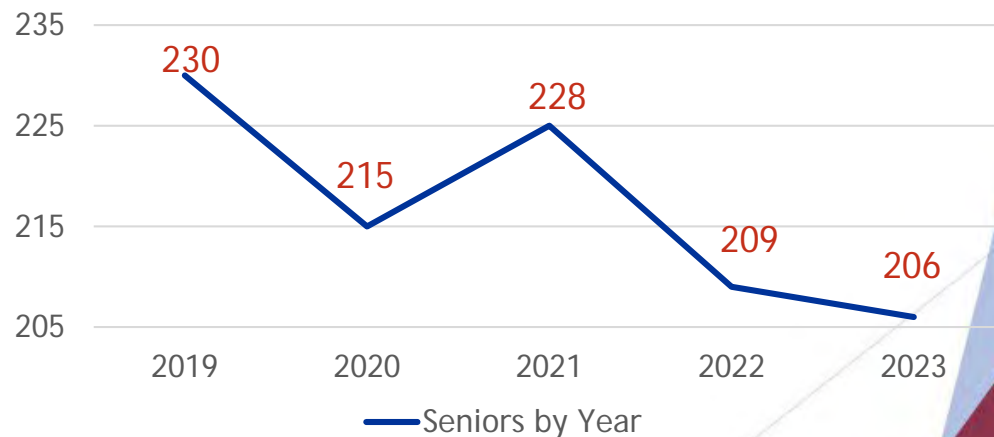


2023 206 Homeless Seniors

Age 55 and above

- At least 1 disability reported: 49%*
- Average age: 61
- Adult Only HH's: 99%
- Adult Child HH's: 1%
- Male: 62%, Female: 38%,
- Top prior living situations: Place not meant for habitation=47% The second top pls was Emergency shelter including hotel or motel.
- First time homeless: 49%,
- More than 12 months homeless: 34%

Seniors in OC by Year



2023 – 206 Seniors

Age 55 and above

- At least 1 disability reported: 49%*
- Average age: 61
- Adult Only HH's: 99%
- Adult Child HH's: 1%
- Male: 62%, Female: 38%,
- Top prior living situations: Place not meant for habitation=47% The second top pls was Emergency shelter including hotel or motel.
- First time homeless: 49%,
- More than 12 months homeless: 34%

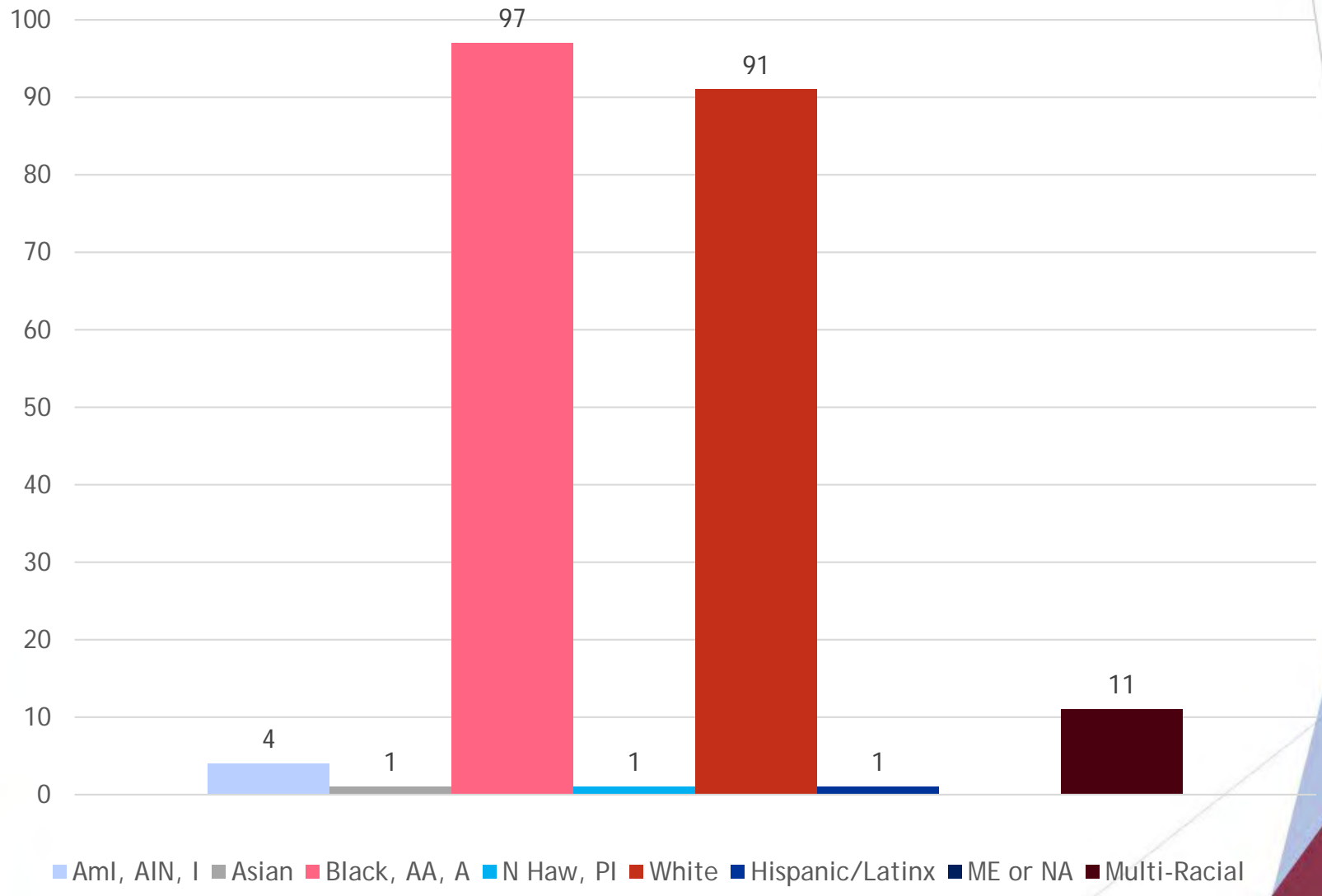
Seniors

2022 – 209 Seniors (Age 55 and above)

- At least 1 disability reported: 46%*
- Average age: 60
- Adult Only HH's: 100%
- Adult Child HH's: None
- Male: 70%, Female: 30%,
- Top prior living situations: Place not meant for habitation=38% The second top pls was tied at 12% between hospital or other non-psych medical facility and staying with a friend
- First time homeless: 42%,
- More than 12 months homeless: 42%



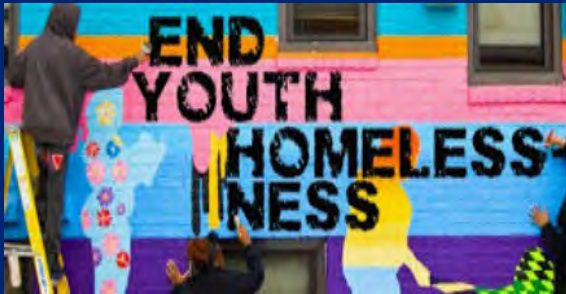
Seniors by Race & Ethnicity 2023



Youth



"We need to find people who care about the commitment to end youth homelessness. We need people to understand our experiences and understand how hard it is for us to trust again."

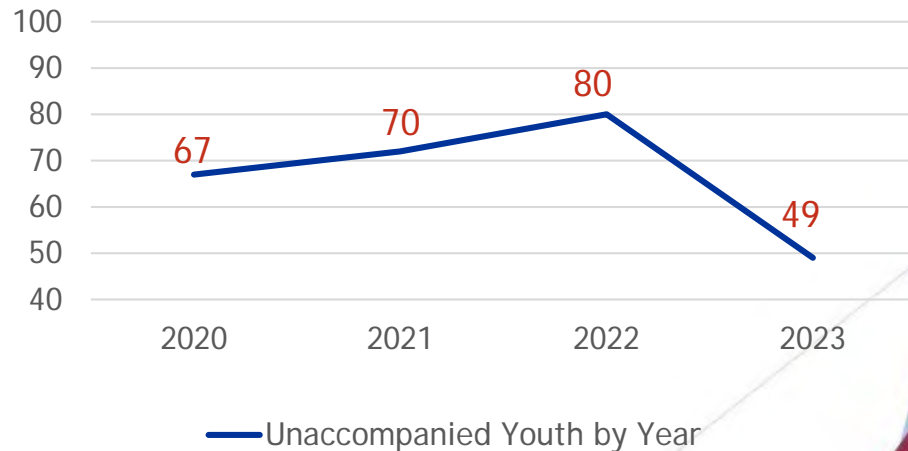


2023- 49 Unaccompanied Youth

Being defined as under the age of 18 (child only households)

- Average age: 15
- Male: 41%, Female: 55%, Transgender=4%,
- At least 1 disability reported 24%* with the highest being developmental at 16%*
- Top prior living situation: Staying or living with a family member=49% & the second being tied at 14.9% between emergency shelter, place not meant for habitation and staying with friends
- First time homeless: 51%

Unaccompanied Youth in OC by Year



2023- 49 Unaccompanied Youth

Being defined as under the age of 18 (child only households)

- Average age: 15
- Male: 41%, Female: 55%, Transgender=4%,
- At least 1 disability reported 24%* with the highest being developmental at 16%*
- Top prior living situation: Staying or living with a family member=49% & the second being tied at 14.9% between emergency shelter, place not meant for habitation and staying with friends
- First time homeless: 51%

Unaccompanied

Youth

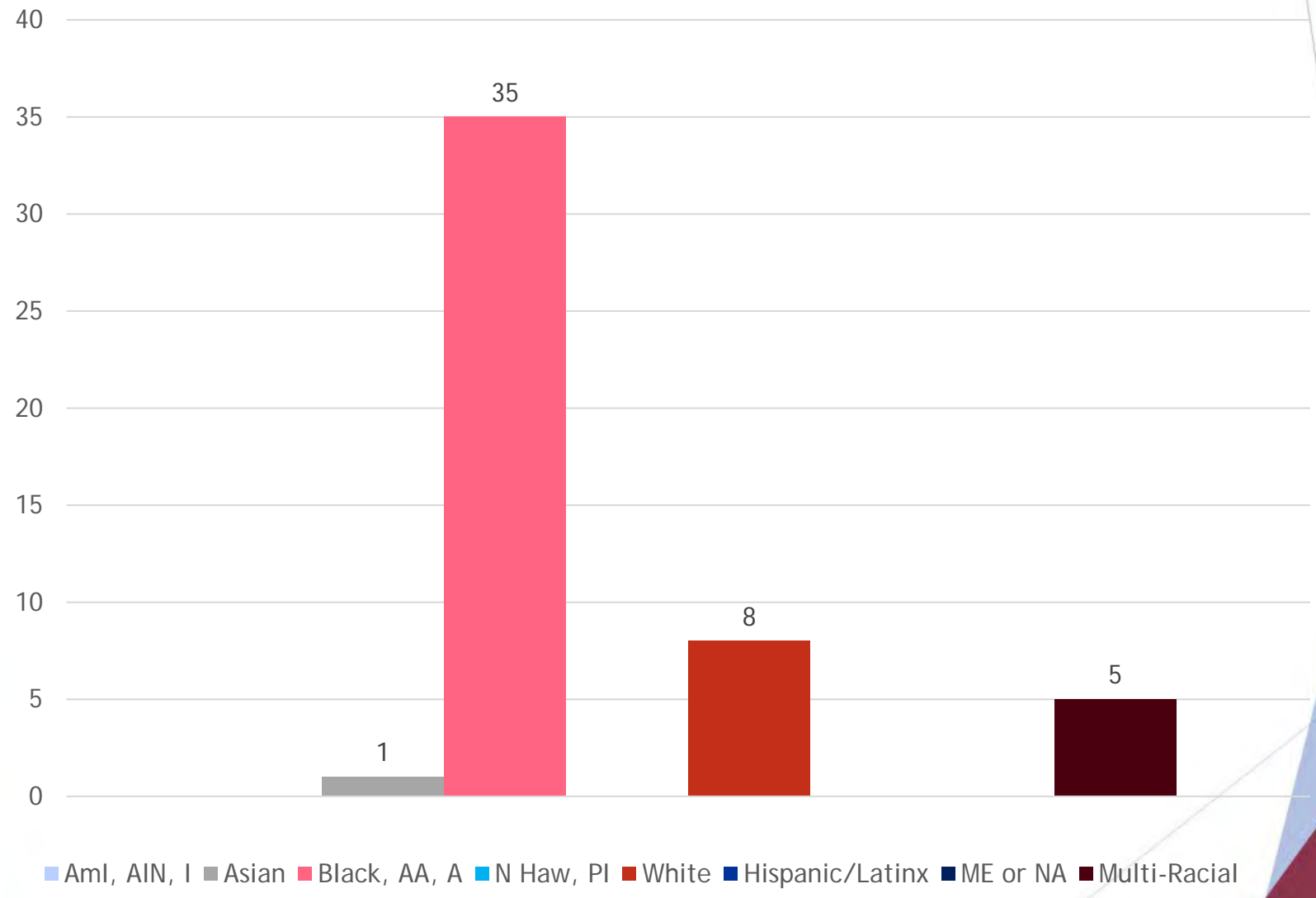
2022 – 80 Unaccompanied Youth

Being defined as under the age of 18 (child only households)

- Average age: 15
- Male: 25%, Female: 68%, Transgender=2%, No single gender=5%
- At least 1 disability reported 24%* with the highest being mental health disorder at 16%
- Top prior living situation: Staying or living with a family member=64% & the second being psychiatric hospital or other psychiatric facility=12%
- First time homeless: 52%



Unaccompanied Youth by Race & Ethnicity 2023





HMIS questions:

hmishelp-alliance@oaklandhomeless.org

Audrey White

awhite-alliance@oaklandhomeless.org

Holly Gauthier

hgauthier-alliance@oaklandhomeless.org

